


Batch Name	[REDACTED]
Batch Parent Id	45
First Batch Run	9/4/2024 10:40 AM (+01:00)
Last Batch Run	9/4/2024 11:42 AM (+00:00)
Selected Batch Run Id	108



Batch Reconciliation No.

[REDACTED] 620 B1_45_108

SW Release No	2.2.18.0
System ID	DS1 (Prod) IVG BV Reseller
Operator ID	Mark Worlidge
Product ID	

Software Licence	Perceptor IoT Subscription Reseller Demo Licence
Calibration Date	9/4/2024 11:34 AM (+00:00)

Vision Template [REDACTED]

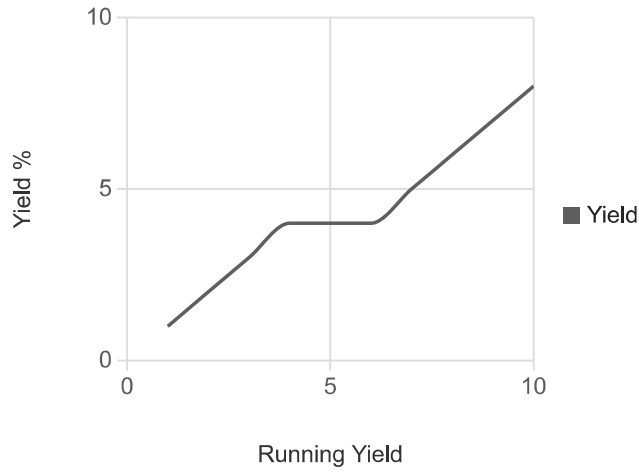


Batch Run	Start	Finish	Total: Ran/Passed/Failed
Batch Run 1	9/4/2024 10:40 AM (+01:00)	9/4/2024 10:16 AM (+00:00)	12/12/0
Batch Run 2	9/4/2024 11:26 AM (+01:00)	9/4/2024 10:31 AM (+00:00)	5/5/0
Batch Run 3	9/4/2024 12:29 PM (+01:00)	9/4/2024 11:31 AM (+00:00)	10/10/0
Batch Run 4	9/4/2024 12:35 PM (+01:00)	9/4/2024 11:40 AM (+00:00)	10/8/2
Batch Run 5	9/4/2024 12:42 PM (+01:00)	9/4/2024 11:42 AM (+00:00)	0/0/0
Total			37/35/2



Selected Batch Run Summary

■



Total Printed	10
Total Pass	8
Total Fail	2






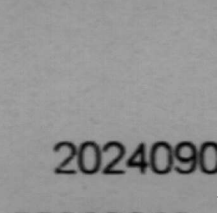


Label Field Name	Pass	Fail
Lot No	8	2
DM No	8	2
GL650	9	1
DM GS1	8	2
PM Company Name	9	1
PM Product Name	9	1
PM Manufacture	9	1


Label Results


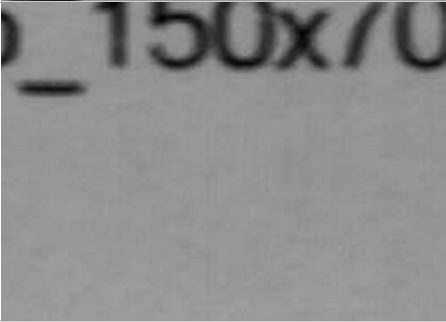


—


Label No.	Result Description
5	Failed Lot No: Fielding, Failed DM No: Fielding, Failed DM GS1: Fielding, Grade, Symbology
6	Failed Lot No: Fielding, Failed DM No: Fielding, Failed GL650: Fielding, Failed DM GS1: Fielding, Grade, Symbology
1	Pass
2	Pass
3	Pass
4	Pass
7	Pass
8	Pass
9	Pass
10	Pass

DM GS1


—									
Label No.	Text Read	Image	Overall	Min Grade	Grade	Grade OK	Fielding	Symbology OK	GS1 Validation
1	☐011088 5403043 468		Pass	1.00	2.0	P	P	P	P
2	☐011088 5403043 468		Pass	1.00	2.0	P	P	P	P
3	☐011088 5403043 468		Pass	1.00	2.0	P	P	P	P
4	☐011088 5403043 468		Pass	1.00	2.0	P	P	P	P
5			Fail	1.00	0.0	F	F	F	F
6			Fail	1.00	0.0	F	F	F	F
7	☐011088 5403043 468		Pass	1.00	2.0	P	P	P	P
8	☐011088 5403043 468		Pass	1.00	2.0	P	P	P	P

9	<input type="checkbox"/> 011088 5403043 468		Pass	1.00	2.0	P	P	P	P
10	<input type="checkbox"/> 011088 5403043 468		Pass	1.00	2.0	P	P	P	P


Lot No				
—				
Label No.	Text Read	Image	Overall	Fielding
1	2103		Pass	P
2	2103		Pass	P
3	2103		Pass	P
4	2103		Pass	P
5	103		Fail	F
6	fu		Fail	F
7	2103		Pass	P
8	2103		Pass	P
9	2103		Pass	P
10	2103		Pass	P
DM No				
—				
Label No.	Text Read	Image	Overall	Fielding
1	10885403043468		Pass	P
2	10885403043468		Pass	P
3	10885403043468		Pass	P
4	10085403043468		Pass	P
5	198534		Fail	F
6			Fail	F
7	10885403043468		Pass	P
8	10885403043468		Pass	P
9	10885403043468		Pass	P
10	10885403043468		Pass	P
GL650				

Label No.	Text Read	Image	Overall	Fielding
1	GL650		Pass	P
2	GL650		Pass	P
3	GL650		Pass	P
4	GL650		Pass	P
5	GL650		Pass	P
6			Fail	F
7	GL650		Pass	P
8	GL650		Pass	P
9	GL650		Pass	P
10	GL650		Pass	P

PM Company Name


—			
Label No.	Correlation	Image	Result
1	0.990		Pass
2	0.990		Pass
3	0.990		Pass
4	0.990		Pass
5	0.990		Pass
6	-0.130		Fail
7	0.990		Pass
8	0.990		Pass
9	0.990		Pass
10	0.990		Pass

PM Product Name

—			
Label No.	Correlation	Image	Result
1	0.990		Pass
2	0.990		Pass
3	0.990		Pass
4	0.990		Pass
5	0.890		Pass
6	-0.020		Fail
7	0.990		Pass
8	0.990		Pass
9	0.990		Pass
10	0.990		Pass

PM Manufacture

—			
Label No.	Correlation	Image	Result
1	0.990		Pass
2	0.980		Pass
3	0.990		Pass
4	0.980		Pass
5	0.980		Pass

6	0.320		Fail
7	0.990		Pass
8	0.990		Pass
9	0.990		Pass
10	0.990		Pass

